



Ministry of Health

Kampala, Uganda

Compiled by the Mpox Incident Management Team



Date: February 11, 2025

Summary

Total Confirmed Cases

2,896

New Last 14 Days

379

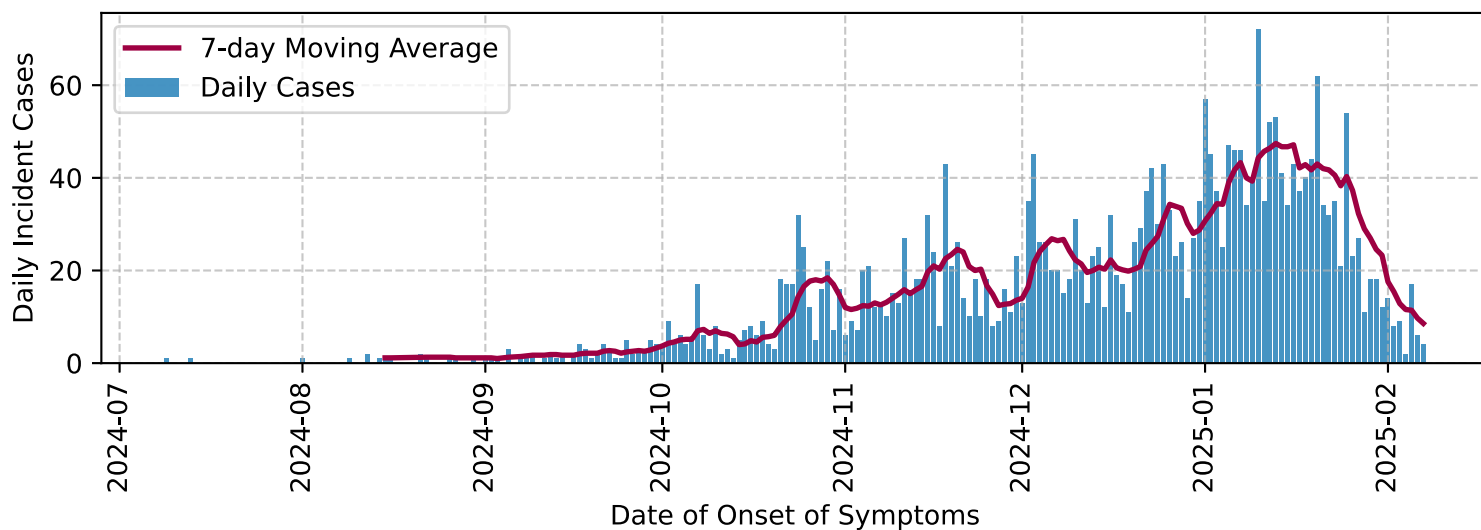
New Last 24 Hours

27

Cumulative Deaths

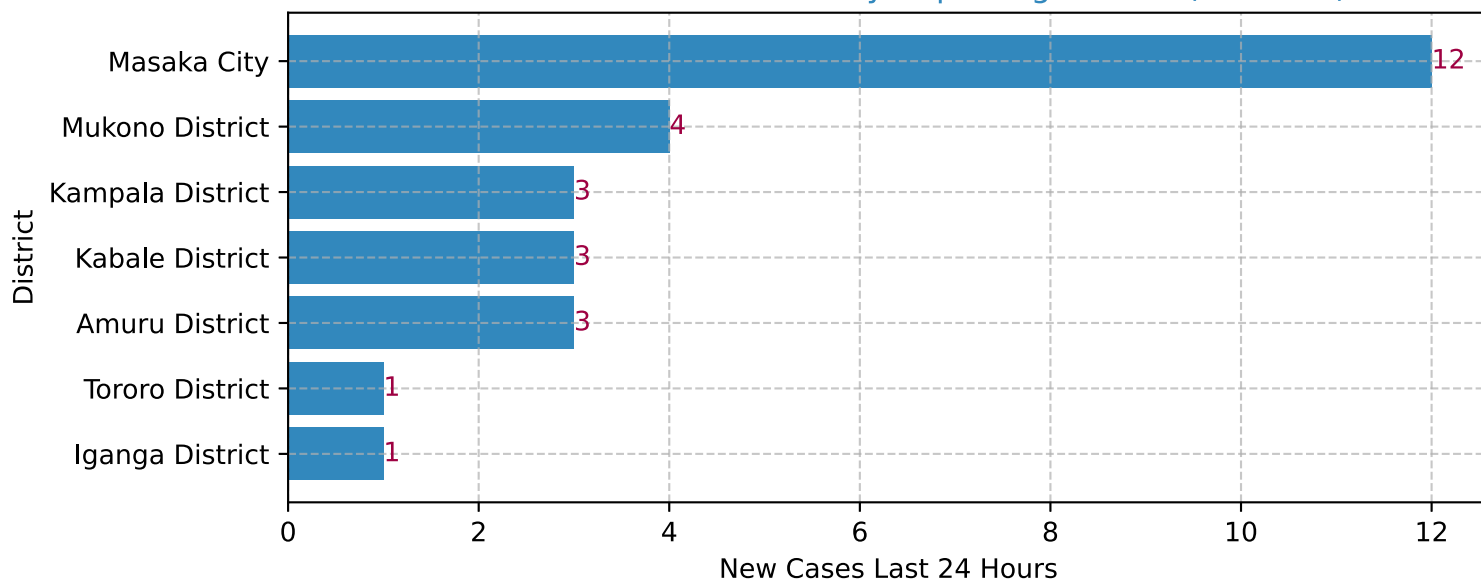
19

Time Distribution: Daily Incident Mpox Cases by Date of Onset



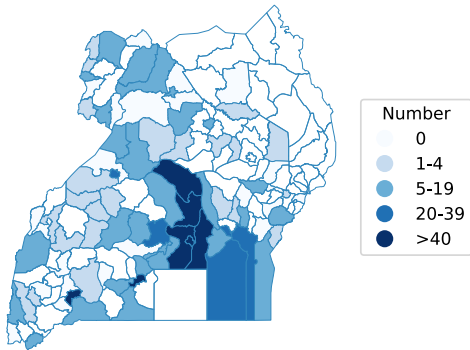
Summary of Districts Reporting Cases Last 24 Hours

New Cases Last 24 Hours by Reporting District (Total: 27)



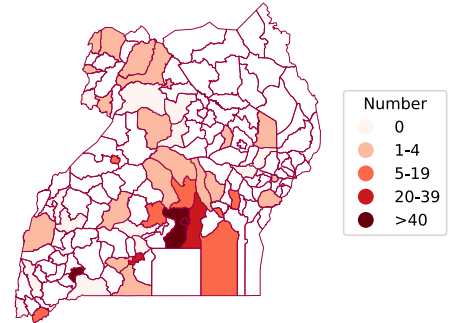
Geographical Distribution: Maps Showing Distribution of Mpox Cases.

Cumulative Mpox Cases by District



Cumulative total number of districts affected: 87

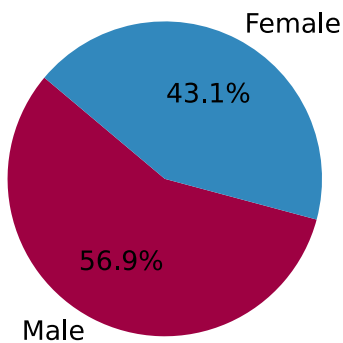
Mpox Cases Reported in Last 21 Days



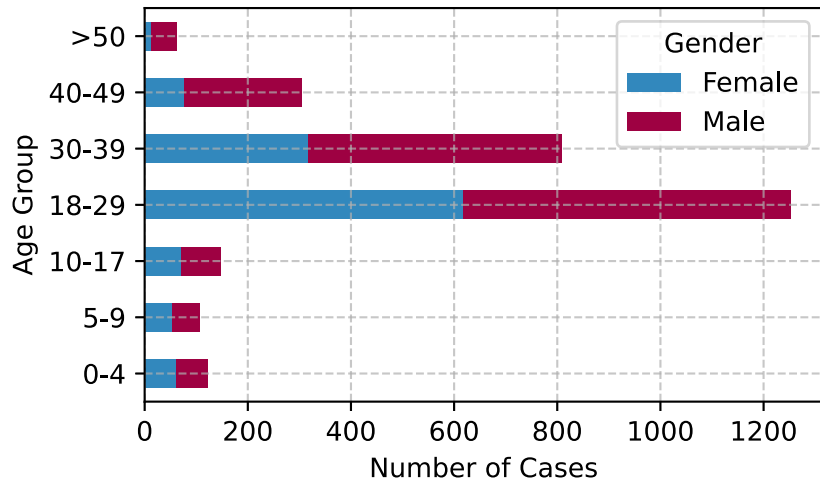
Number of districts with cases last 21 days: 47

Person Distribution: Charts Showing Person Distribution of Mpox Cases

Gender Distribution

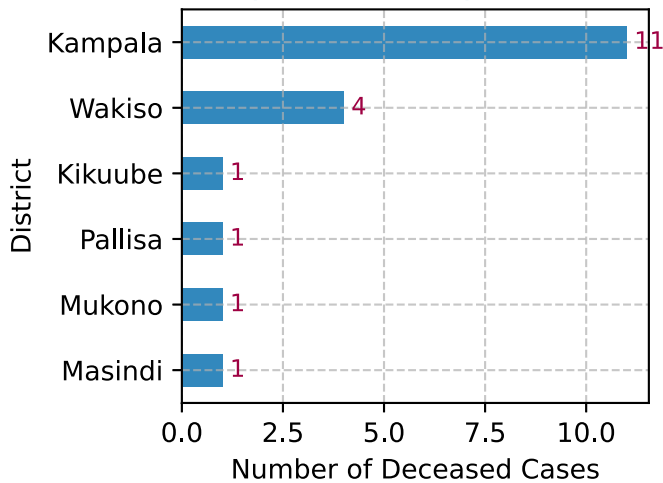


Distribution of Age and Sex



Person Distribution: Distribution of Mpox Deaths by District, Age and Sex

Mpox Deaths by District



Mpox Deaths by Age and Sex

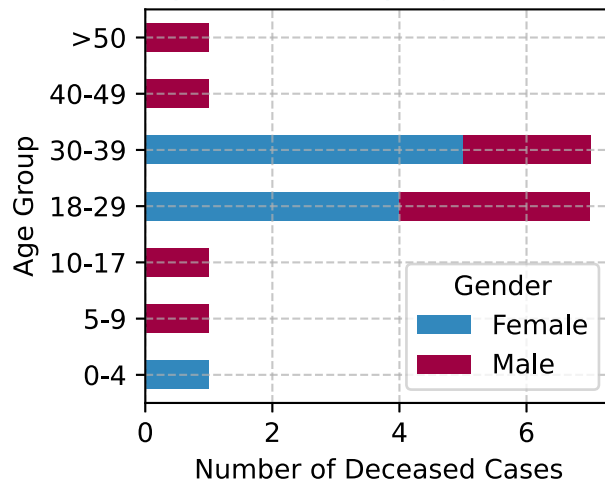


Table Showing Percentage by Sex and Age for Districts with >50 Cases

	Age	0-4	5-9	10-17	18-29	30-39	40-49	>50
District	Gender							
Kampala	Female	14 (0.9%)	10 (0.7%)	27 (1.8%)	329 (21.8%)	209 (13.8%)	42 (2.8%)	6 (0.4%)
	Male	16 (1.1%)	14 (0.9%)	16 (1.1%)	377 (24.9%)	292 (19.3%)	133 (8.8%)	27 (1.8%)
Luwero	Female	2 (3.6%)	5 (8.9%)	5 (8.9%)	8 (14.3%)	5 (8.9%)	0 (0.0%)	2 (3.6%)
	Male	0 (0.0%)	3 (5.4%)	1 (1.8%)	12 (21.4%)	11 (19.6%)	1 (1.8%)	1 (1.8%)
Mbarara City	Female	1 (0.8%)	0 (0.0%)	0 (0.0%)	22 (17.7%)	14 (11.3%)	10 (8.1%)	0 (0.0%)
	Male	0 (0.0%)	0 (0.0%)	1 (0.8%)	28 (22.6%)	29 (23.4%)	16 (12.9%)	3 (2.4%)
Mukono	Female	6 (6.4%)	3 (3.2%)	0 (0.0%)	24 (25.5%)	7 (7.4%)	2 (2.1%)	0 (0.0%)
	Male	4 (4.3%)	2 (2.1%)	4 (4.3%)	23 (24.5%)	13 (13.8%)	3 (3.2%)	3 (3.2%)
Nakasongola	Female	5 (5.9%)	1 (1.2%)	4 (4.7%)	17 (20.0%)	11 (12.9%)	2 (2.4%)	0 (0.0%)
	Male	0 (0.0%)	3 (3.5%)	7 (8.2%)	16 (18.8%)	11 (12.9%)	7 (8.2%)	1 (1.2%)
Wakiso	Female	11 (2.5%)	8 (1.8%)	12 (2.8%)	105 (24.2%)	42 (9.7%)	10 (2.3%)	2 (0.5%)
	Male	20 (4.6%)	9 (2.1%)	16 (3.7%)	94 (21.7%)	63 (14.5%)	34 (7.9%)	7 (1.6%)

Major Activities

1. Weekly Incident management team coordination meeting (every Tuesday)
2. Partner engagement meeting (every Thursday)
3. Pillar specific meetings continue to happen weekly
4. Case investigations are being conducted for all positive cases
5. Case management bi-weekly webinars continue to happen
6. The RCCE pillar continues to analyse and leverage community feedback insights to generate messages